


ACU SRL BOX

SR LINECT connection box



Cable connection



Top view

Product description

- _ Connection BOX with pre-assembled cable – for lighting OEM
- _ Electronic products
- _ 3-POL version (N / PE / L)
- _ 5-POL version (N / PE / L / DA- / DA+)
- _ 5 years guarantee (conditions at <https://www.tridonic.com/manufacture-guarantee-conditions>)

Housing properties

- _ Casing: polycarbonate, white
- _ Type of protection IP20
- _ Strain relief with loop through function

Interfaces

- _ Support LINECT interface (T-Connector needed)
- _ 3-pole or 5-pole connectors
- _ Pre-assembled cable for connecting a LED Driver

Functions

- _ Tool-free strain relief – supports mains loop through for cable wiring (up to 16 A)
- _ Tool-free cable assembling: for stranded and solid wires – cable cross-sections up to 2.5 mm²
- _ Support LINECT interface for fast assembling (up to 16 A)
- _ Suitable for DC Voltage Input – for emergency escape lighting systems

Benefits

- _ Luminaire upgrade with LINECT, support WAGO, WIELAND, ENSTO and further LINECT partners cable for the wiring on site
- _ OEM application-oriented connection BOX for max. flexibility
- _ Reduce commissioning time on site

Typical applications

- _ For applications in downlight, Edge lit and Spotlight luminaire

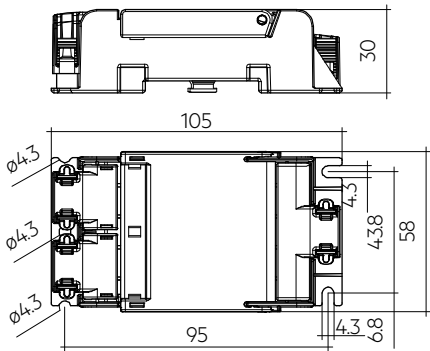
Website

<http://www.tridonic.com/28003872>



ACU SRL BOX

SR LINECT connection box



Meets the LINECT standard

Ordering data

Type	Article number	Packaging, carton	Weight per pc.
ACU SRL 3-POL BOX	28003872	10 pc(s).	0.060 kg
ACU SRL 5-POL BOX	28003873	10 pc(s).	0.074 kg

Technical data

Rated voltage	500 V
Max. rated current ^①	24 A
Ambient temperature ta	-20 ... +60 °C
Housing material	Polycarbonat, UV stabilized
Dimensions L x W x H	105 x 58 x 30 mm
Type of protection	IP20
Guarantee (conditions at www.tridonic.com)	5 Year(s)

Approval marks



Standards

EN 60998-1, EN 60998-2-2, EN 61984, EN 60598-1

^① LINECT interface 16 A max.

1. Standards

EN 60998-1
EN 60998-2-2
EN 61984
EN 60598-1

1.1 Glow wire test

according to EN 61347-1 with increased temperature of 850 °C passed.

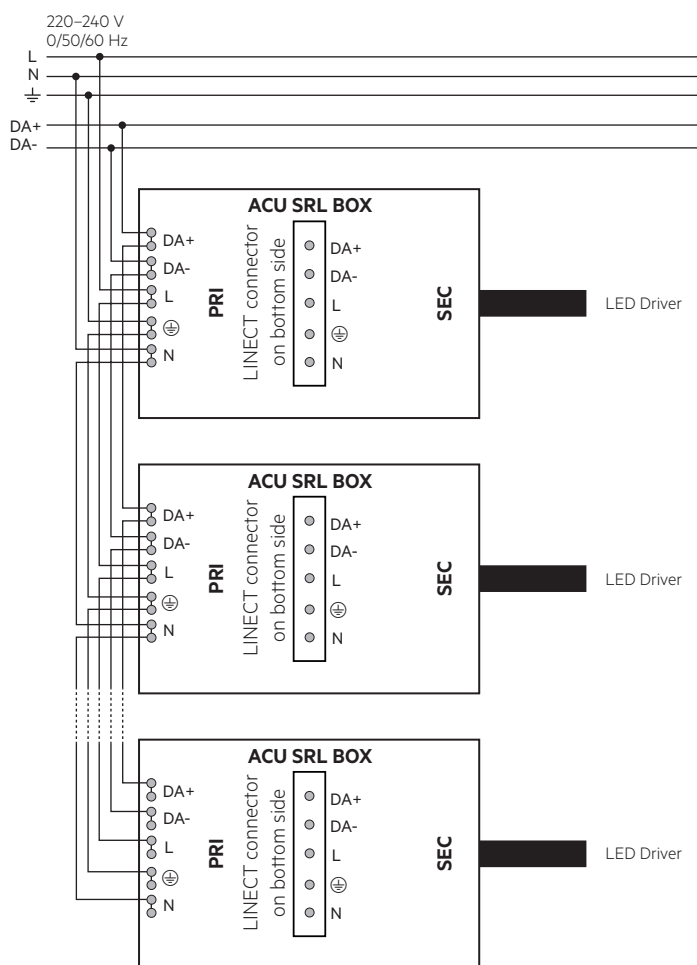
2. Common

The SR connection box is used for easy connection of multiple luminaires and LED drivers. It offers the possibility for conventional wiring as well as using the LINECT T-connectors.

3. Installation

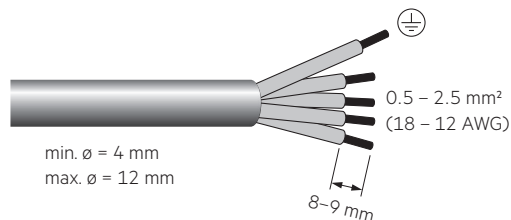
Installation notes show the 5-pole version.
The 3-pole version has no DA interface.

3.1 Circuit diagram

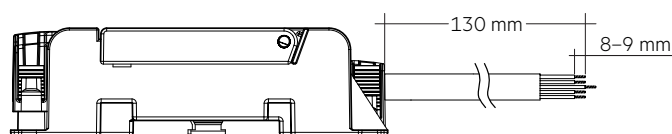


3.2 Wiring primary side

For wiring use stranded wire with ferrules or solid wire from 0.5 to 2.5 mm². Strip 8-9 mm of insulation from the cables to ensure perfect operation of the push terminals.
Use one wire for each terminal connector only.
Use each strain relief channel for one cable only.



3.3 Wiring secondary side



5-pole wiring:

Cable secondary (H05VV-F 5x0.75 mm ²)				
DA+	DA-	L	\oplus	N
black	grey	brown	yellow / green	blue

3-pole wiring:

Cable secondary (H05VV-F 3x0.75 mm ²)		
L	\oplus	N
brown	yellow / green	blue


3.4 Assembling Instruction ACU SRL 3-POL / 5-POL BOX

Assembling shows WAGO WINSTA lineact system.


Equal assembling steps for other lineact partners (e.g. Wieland, Ensto).




1. Make sure the cables (not included) are pre-assembled.




2. Be aware that the single plugs are snapped-in.



3. Bring together the T-connector and ACU SRL BOX.
Check correct positioning of the square recesses.



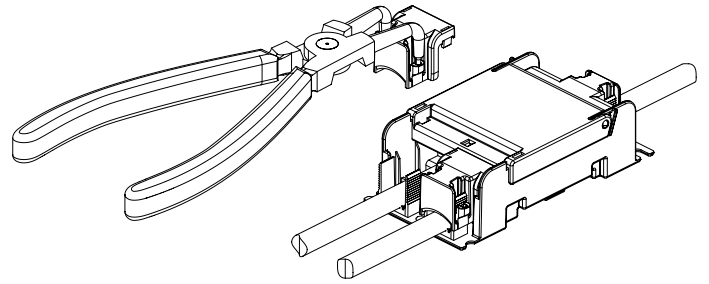
4. Push the pre-assembled T-connector against the direction of the square recesses.



5. Press down T-connector till it snapped in.

For disassembling do it in reversed order (make sure to release the T-connector in upper position before moving to snap out).

3.5 Releasing the strain relief



1. Insert release tool device into cut-out,
e.g. KNIPEX 46 21 A21 Seeger ring pliers or screwdriver
2. Remove strain relief element

4. Miscellaneous

4.1 Disposal of equipment



Return old devices in accordance with the WEEE directive to suitable recycling facilities.

4.2 Conditions of use and storage

Humidity: 5 % up to max. 85 % operation, 90 % storage not condensed

Storage temperature: -25 °C up to max. +60 °C

The devices have to be acclimatised to the specified temperature range (ta) before they can be operated.

4.3 Additional information

Additional technical information at www.tridonic.com → Technical Data

Lifetime declarations are informative and represent no warranty claim.
No warranty if device was opened.